

EXAMINATION REPORT

Date 3/12/2025

Horse name Ci-Belle MCP

Microchip n°981100004968885

Age 01/01/2022

Sex Mare

Color Bay

☐ DR. VAN HOECK

☐ DR. VERHAEGHE

☒

DR. BUNTINX

☐ DR. DELHEID

☐ DR. HOLEMANS

☐ DR. JOOS

GENERAL EXAMINATION

Objectionable habits No abnormalities

Cardiovascular system No abnormalities before and after exercise

Respiratory system No abnormalities before and after exercise

Eyes No abnormalities

Condition Horse is in good general condition

Palpation and inspection

Head: No abnormality

Withers: No abnormality

Back: Good mobility, no stiffness

Neck: Good mobility, no stiffness

Legs: No abnormality

Feet: No abnormality

Evidence of neurectomy: None

Evidence of other prior surgery: No abnormality

Neurological exam: No abnormality

LOCOMOTION

☐ Straight line

No Lameness

☐ Circle hard ground left and right

No lameness

☐ Circle soft ground left and right

No lameness

☐ Flexion tests

■ Forced flexion

Not sensitive

Sensitive

LF

☐
☐

RF

☐
☐

LH

☐
☐

RH

☐
☐

N/A

■ Trotting after 1 min. flexion

-

±

+

LF

☐
☐
☐

RF

☐
☐
☐

LH

☐
☐
☐

RH

☐
☐
☐

Date 3/12/2025

Horse name Ci-Belle MCP

Microchip n°981100004968885

☐ DR. VAN HOECK

☐ DR. VERHAEGHE

☒ DR. BUNTINX










☐ DR. DELHEID

☐ DR. HOLEMANS

☐ DR. JOOS

X-RAYS

Legend: 1. Good / 2. Acceptable / 3. Increased risk / 4. Unacceptable

LF navicular 2	Some smaller synovial invaginations distal border navicular bone	RF navicular 1-2	Some smaller synovial invagination distal border navicular bone
LF foot 1 		RF foot 1 	
LF fetlock 1 		RF fetlock 1	
LH fetlock 1 		RH fetlock 2	Small plantar fragment
LH hock 1 		RH hock 1 	
LH stifle 1 		RH stifle 1 	
Back 1 		Neck	N/A
Other /			

ULTRASOUND

N/A

CONCLUSION

RISK

☒ Normal

☐ Increased

☐ High

Nice horse, athletic type, easy going. Good clinical. Radiographs acceptable. This horse has a normal risk for the use of the horse as a sport horse.

Regards,

Simon Buntinx, DVM

The examining veterinary shall not accept liability for loss or damage caused as a result of their carrying out the examination or as a result of inaccuracies or shortcomings in their preparation of this report unless it is established that this loss or damage is due to willful or gross negligence on the part of the examining veterinary. Liability shall at times be limited to the amount to which the liability insurance gives an entitlement in the event of a claim.